

CASHPOP

GAME OVERVIEW:

- \$5 for each POP (number) selected
- Winnable Prize amount instantly shown at time of purchase
- Prizes range each drawing \$25 to \$500
- Winning POP number is drawn nightly at 8:00 PM
- Sales close daily at 7:45 PM and resume at 7:46 PM for the next day's drawing

Total Ticket Cost = Cost per POP number, multiplied by the number of selected POPs, multiplied by the number of draws

- **Cash Pop tickets cannot be canceled or exchanged**
- **Each Draw purchased will print on a separate ticket**
- **No Advance Play**

HOW TO PLAY:


- 1) Player selects their desired POP(s) or use Quick Pick (QP) to have POP(s) randomly selected
 - Player can select 1 up to 15 POPs per drawing
- 2) Players select their desired number of Draws
 - Up to 5 consecutive Draws can be played
- 3) Each POP will have a potential cash PRIZE appear immediately on the printed ticket under the selected POP(s) at the time of purchase



- 4) Player wins PRIZE shown when the drawn POP number matches a player's selected POP

HOW TO WIN:

- Player wins when they match any selected POP(s) with the winning Cash Pop number drawn nightly.
- Play any number of POP(s) between 1 and 15.
- Guaranteed PRIZE when all 15 numbers are played.



Overall odds of winning 1 in 15.0



SCAN HERE FOR FULL GAME INFO
OR GO TO
WALOTTERY.COM

CASHPOP

ONE POP WINS



GT20
Self Service


PURCHASING CASH POP

QUICK PICK - SELF SERVICE TERMINALS

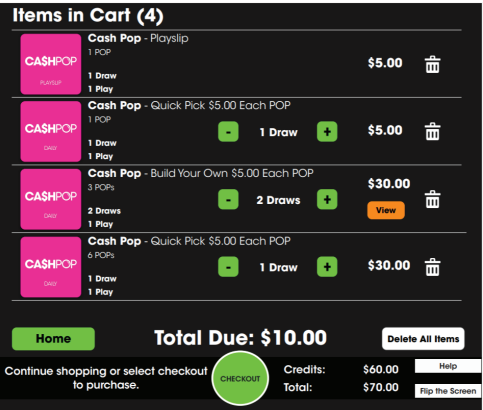
- Press the **CASH POP** button located in the Draw Game banner.



- Player will be guided to the CASH POP purchase screen.



- Press the desired number of POP(s) being purchased. Players can chose 1, 2, 3, or 15 POPs to be randomly selected by the system and have their ticket added to their Shopping Cart.
- Player will be guided to the Shopping Cart screen where they will complete their purchase.
- After all products have been selected. Press **CHECK OUT** Player must complete purchase following machine prompts.



BUILD YOUR OWN TICKET - SELF SERVICE TERMINALS

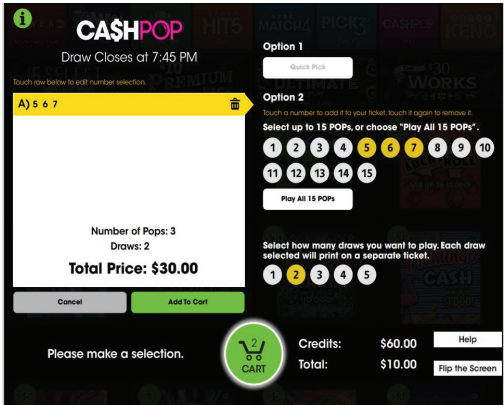
- Press the **CASH POP** button located in the Draw Game banner.



- Player will be guided to the CASH POP purchase screen. Press **BUILD YOUR OWN TICKET** to build custom CASH POP ticket.



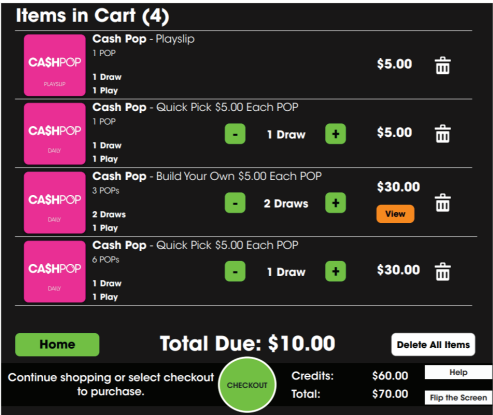
- On the Build Your Own Ticket screen Players will have the options to select their desired POP(s) and number of consecutive Draws (up to five consecutive Draws).



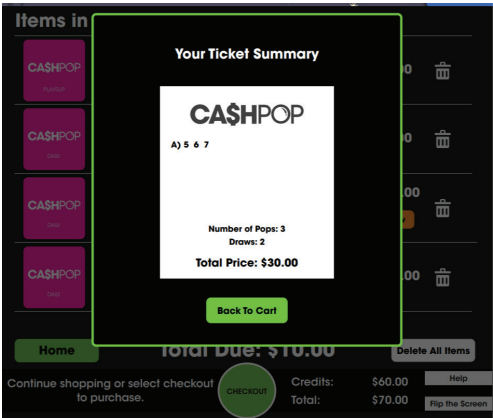
- Press **ADD TO CART**



- Player will be guided to the Shopping Cart screen where they will complete their purchase.



- Before Check out, Player can view a Cach Pop ticket summary from the Shopping Cart screen



- After all products have been selected. Press **CHECK OUT** Player must complete purchase following machine prompts.

